

Writing – Supporting your Child at Home



OUR SHARED VISION



Striving for excellence in everything we do

High Quality
Education for
ALL

Effective
home/school
and community
partnerships



OUR SHARED VISION



A special place where children know how to keep themselves safe and healthy. They love learning and become:

Effective communicators



Responsible and caring citizens



Active contributors



Successful and independent learners



Confident and ambitious individuals




OUR CORE VALUES

Respecting One
Another



Growth Mindset



Purpose of the meeting

- To understand why writing is important and has such a vital place in everyday life
- To gain an understanding of how we teach writing at Becontree school
- To look at ways of helping your child at home




Importance of writing

Writing and reading are part of every aspect of your child's life and while children do lots of literacy based activities at school (e.g. writing, reading, handwriting, phonics), there are lots of ways that you can support your child at home.



Literacy Lessons

Over the course of a week in EYFS, the children will have:



Nursery

One writing lesson (where we model a writing activity to the children)

One adult focused activity (all children will complete the writing task that was modelled in the lesson)

Reception

Five 45 minute phonic sessions

One writing lesson (where we model a writing activity to the children)


One adult focused activity (all children will complete the writing task that was modelled in the lesson)

Across EYFS, children also access a range of writing opportunities in the different areas of the setting throughout the week.

English Lessons

Over the course of a week in KS1, the children will have


- three writing sessions
- one grammar lesson
- one spelling lesson
- five 30 minute phonics sessions
- four 30 minute reading sessions
- two handwriting sessions
- vocabulary lessons focus on learning and using key vocabulary



English Lessons

Over the course of a week in KS2, the children will have

- three writing sessions
- one grammar lesson
- one spelling lesson
- two 45 minute reading sessions
- 1 hour comprehension lesson
- handwriting is taught in years 3 and 4
- vocabulary lessons focus on learning and using key vocabulary




Early skills used in writing



- A need/want to communicate ideas and thoughts
- Knowledge that we need to write, left to right and top to bottom
- Knowledge of appropriate words to use
- Ideas to form into sentences
- Sequencing of ideas so that it makes sense
- Knowledge of letters – sounds and how they are written
- Order of letters in a word – Spelling
- Control of writing tool (pen or pencil)
- Punctuation
- Order of words so that it makes sense – Grammar

How do we teach children to write?



Handwriting

- We teach children using the Nelson handwriting scheme.
- It begins in reception, with letter formation and progresses from year 2 to joining letters.
- In years 5 and 6, handwriting is taught through writing lessons.



This shows you the letter formations for the alphabet. It includes dots, which is where we begin the letters and directions to move the pencil or pen.

Please practise these with your child as bad habits are difficult to correct later on.

Handwriting joins

The joining sets

Set 1

a c d e h i k l m
n s t u

Twelve letters with exit flicks plus s.

Set 2

a c d e g i j m n o
p q r s u v w x y

Nineteen letters which start at the top of the x-height.

Set 3

b f h k l t

Six letters which start at the top of the ascender.

Set 4

f o r v w

Five letters which finish at the top of the x-height.

The break letters

b g j p q x y z

Eight letters after which no join is made. Joins are not made to or from the letter z.

Spelling



- We teach spelling lessons using Spelling Shed. It provides lessons as well as interactive, online home learning.
- Each year group has its own phonics or spelling rules to learn and practise.
- We also give the children the opportunity to practise the tricky words which do not follow these patterns. We do this through our termly Spelling Challenges. Certificates are awarded if the children reach at least 40%.
- Each child from year 1-6 has a Wonde log-in that can access Spelling Shed at home. If you go to the school website and click on Kids Zone and Wonde, you can open Spelling Shed. Weekly tasks have then been set for your child to practise the spellings they have been learning in school. It is very important that they practise these at least 3 times a week.

Grammar

- Our weekly grammar lessons are linked to our writing units where possible and teach key skills that the children are then expected to use within their writing.
- Using the CGP books that you may have brought will help with their grammar.
- You can look at the grammar on the medium term plans that are saved on the website and then look at pages within the CGP that match to help your child at home.



How we assess writing

- At Becontree, we assess writing termly and the children will complete an assessment piece based on what they have been learning at school. We use this piece as well as a range of work this term to assess the children against criteria.
- The children are then graded as below, just below, on track or working ahead.
- From these assessments, we then plan and address the areas that the children are finding difficult.



How can I help my child to improve their writing?

General Tips and Ideas

- The basis of all good writing is dependent on knowing lots of words and being able to join them together in interesting ways.
- Encourage your child/ren to: Talk. Explain a game or activity, describe a person, place, picture or thing retell stories talk about things they have done e.g. visits, day at school - encourage detail predict what might happen next in a story, TV programme or sequel to a film play word games
- Be a reading model and read to your child (e.g. stories, poems, factual information such as timetables, magazines, newspaper reports, letters, emails, adverts, instructions)



- Be a writing model and encourage your child to write alongside you for real purposes e.g. shopping lists, birthday/Christmas lists, labels, invitations, thank you letters, emails to friends, postcards, cards for relatives, scrap books of holidays/hobbies/special events, diaries, posters for real events, short stories or poems for family members, menus, bedroom or house rules.
- Have an exciting selection of writing materials available e.g. a range of pencils, pens, coloured crayons, writing icing, writing soaps for bath time.
- Praise your child for trying and don't dwell on mistakes. Focus on content and enjoyment of writing for fun and for purpose.



Encouraging reluctant writers

- If your child has barriers towards writing, or low self-esteem as a writer, praising and valuing your child's writing is very important.
- Your child may need support when they write and may need you to talk through their ideas first and help with composing and structure.
- Remember that writing does not have to be lengthy or boring!
- Writing for real purposes is more meaningful and rewarding for children and creates a fun and interesting way for children to develop their writing skills. Have fun learning together!

Home Learning – Home learning guidance

<https://www.becontreeprimaryschool.com/home-learning-guidance/>

<https://www.becontreeprimaryschool.com/supporting-learning-at-home/>

www.spellingshed.co.uk

CGP books